



DANZ Monitoring Fabric Hardware Compatibility List

Arista Networks

www.arista.com

DANZ Monitoring Fabric Hardware Compatibility List

DOC-06784-01

Headquarters	Support	Sales
5453 Great America Parkway Santa Clara, CA 95054 USA +1-408-547-5500	+1-408-547-5502 +1-866-476-0000	+1-408-547-5501 +1-866-497-0000
www.arista.com/en/	support@arista.com	sales@arista.com

© Copyright 2024 Arista Networks, Inc. All rights reserved. The information contained herein is subject to change without notice. The trademarks, logos, and service marks ("Marks") displayed in this documentation are the property of Arista Networks in the United States and other countries. Use of the Marks is subject to Arista Network Terms of Use Policy, available at www.arista.com/en/terms-of-use. Use of marks belonging to other parties is for informational purposes only.

Contents

Chapter 1: Supported Software, Controller Hardware, and Switch Hardware.....	1
1.1 Software Versions Tested with Supported Hardware.....	1
1.2 Supported Switching Platforms.....	3
1.2.1 Arista Switching Platforms with switch OS: SWL-OS.....	4
1.2.2 Arista Switching Platforms with switch OS: EOS.....	5
1.3 Supported Appliance Data Plane NIC Firmware.....	6
1.4 Supported Hypervisors for the DMF Controller.....	6
1.5 Hardware Requirements for DMF Controller VM Deployment.....	6
Chapter 2: Supported Transceivers Cables for DMF Controller and Appliances.....	8
2.1 DMF Controller, Service, Recorder and Analytics Node.....	8
2.1.1 10G-DAC Cables (10GBASE-CR SFP+).....	8
2.1.2 10G-SR Transceivers (10GBASE-SR SFP+ 850nm, LC connector).....	8
2.1.3 10G-LR Transceivers (10GBASE-LR SFP+ 1310nm, LC connector).....	9
2.1.4 25G-DAC Cables (25GBASE-CR SFP+).....	9
2.1.5 25G-SR Transceivers (25GBASE-SR SFP+ 850nm, LC connector).....	9
2.1.6 25G-LR Transceivers (25GBASE-LR SFP+ 1310nm, LC connector).....	10
2.1.7 40G-4X10G Breakout DAC Cables (1X QSFP+, 4X SFP+).....	10
2.1.8 100G-4X25G Breakout DAC Cables (1X QSFP28, 4X SFP28).....	10
Chapter 3: Supported Transceivers & Cables for Arista 7280R Series Switches.....	12
Chapter 4: Supported Transceivers & Cables for Arista 7050x3 and 7260x3 Series Switches.....	13
4.1 1G-Copper Transceivers (1GBASE-T SFP, RJ45 connector).....	13
4.2 1G-LX Transceivers (1GBASE-LX SFP 1310nm, LC connector).....	13
4.3 1G-SX Transceivers (1GBASE-SX SFP 850nm, LC connector).....	14
4.4 10G-AOC Cables (10GBASE-SR SFP+ 850nm)*.....	14
4.5 10G-Copper Transceivers (10GBASE-T SFP, RJ45 connector).....	14
4.6 10G-DAC Cables (10GBASE-CR SFP+).....	15
4.7 10G-ER Transceivers (10GBASE-ER SFP+ 1310nm, LC connector).....	15
4.8 10G-LR Transceivers (10GBASE-LR SFP+ 1310nm, LC connector).....	15
4.9 10G-SR Transceivers (10GBASE-SR SFP+ 850nm, LC connector).....	16
4.10 25G-AOC Cables (25GBASE-SR SFP+ 850nm)*.....	16
4.11 25G-DAC Cables (25GBASE-CR SFP28).....	17
4.12 25G-LR Transceivers (25GBASE-LR SFP28 1310nm, LC connector)*.....	17
4.13 25G-SR Transceivers (25GBASE-SR SFP28 850nm, LC connector)*.....	18
4.14 40G-AOC Cables (QSFP+).....	18
4.15 40G-BiDi Transceivers (40GBASE-BiDi QSFP+ 832-918nm, LC connector)*.....	19
4.16 40G-DAC Cables (40GBASE-CR4 QSFP+).....	19
4.17 40G-LR Transceivers (40GBASE-LR4 QSFP+ 1310nm, LC connector)*.....	19

4.18	40G-PLR4 Transceivers (40GBASE-PLR4 QSFP+ 1310nm, MPO connector)*.....	20
4.19	40G-SR Transceivers (40GBASE-SR4 QSFP+ 850nm, MPO connector)*.....	20
4.20	40G-UNIV Transceivers (40GBASE-UNIV QSFP+ 1270-1330nm, LC connector)*.....	20
4.21	40G-XSR Transceivers (40GBASE-XSR QSFP+ 850nm, LC connector)*.....	21
4.22	40G-4X10G Breakout DAC Cables (1X QSFP+, 4X SFP+).....	21
4.23	100G-AOC Cables (QSFP28)*.....	21
4.24	100G-BiDi Transceivers (100GBASE-BiDi QSFP+ 850-910nm, LC connector)*.....	22
4.25	100G-CWDM4 Transceivers (100GBASE-CWDM4 QSFP28 1271-1331nm, LC connector)*.....	22
4.26	100G-DAC Cables (100GBASE-CR4 QSFP28)*.....	23
4.27	100G-DR Transceivers (100GBASE-DR QSFP28 1310nm, LC connector)*.....	23
4.28	100G-ER Transceivers (100GBASE-ER4 QSFP28 1310nm, LC connector)*.....	23
4.29	100G-LR Transceivers (100GBASE-LR4 QSFP28 1310nm, LC connector)*.....	24
4.30	100G-PSM4 Transceivers (100GBASE-PSM QSFP+ 1310nm, MPO connector)*.....	24
4.31	100G-SR Transceivers (100GBASE-SR4 QSFP28 850nm, MPO connector)*.....	25
4.32	100G-SWDM4 Transceivers (100GBASE-SWDM QSFP+ 850nm, LC connector)*.....	25
4.33	100G-4X25G Breakout DAC Cables (1X QSFP28, 4X SFP+)*.....	26

Supported Software, Controller Hardware, and Switch Hardware

This document summarizes the hardware and software requirements for DANZ Monitoring Fabric (DMF) and lists the supported hardware devices that are compatible with DMF. This chapter describes the software, controller hardware, and switch hardware supported with the current DMF Release.

1.1 Software Versions Tested with Supported Hardware

The software versions listed in the following table have been tested with the supported hardware (listed in the [Supported Switching Platforms](#) section).



Vendor	Model	Platform Revision	Switch OS Version
Arista	7020SR-24C2	R0	<i>EOS-4.30.4M</i>
Arista	7020SRG-24C2	R0	<i>EOS-4.30.4M</i>
Arista	7020SR-32C2	R0	<i>EOS-4.30.4M</i>
Arista	7020TR-48	R0	<i>EOS-4.30.4M</i>
Arista	7020TRA-48	R0	<i>EOS-4.30.4M</i>
Arista	7280CR-48	R0	<i>EOS-4.30.4M</i>
Arista	7280CR2A-60	R0	<i>EOS-4.30.4M</i>
Arista	7280CR2M-30	R0	<i>EOS-4.30.4M</i>
Arista	7050CX3-32S	R0	SWL-OS-DMF-8.5.0 (0)
Arista	7050SX3-48C8	R0	SWL-OS-DMF-8.5.0 (0)
Arista	7050SX3-48YC8	R0	SWL-OS-DMF-8.5.0 (0)
Arista	7050SX3-48YC12	R0	SWL-OS-DMF-8.5.0 (0)
Arista	7050SX3-96YC8	R0	SWL-OS-DMF-8.5.0 (0)
Arista	7050TX3-48C8	R0	SWL-OS-DMF-8.5.0 (0)
Arista	7260CX3-64	R0	SWL-OS-DMF-8.5.0 (0)
Arista	7260CX3-64E	R0	SWL-OS-DMF-8.5.0 (0)
Arista	7280CR3-32D4	R0	<i>EOS-4.30.4M</i>
Arista	7280CR3-32D4-M	R0	<i>EOS-4.30.4M</i>
Arista	7280CR3-32P4	R0	<i>EOS-4.30.4M</i>
Arista	7280CR3-32P4-M	R0	<i>EOS-4.30.4M</i>
Arista	7280CR3-96	R0	<i>EOS-4.30.4M</i>
Arista	7280CR3K-32D4	R0	<i>EOS-4.30.4M</i>
Arista	7280CR3K-36A	R0	<i>EOS-4.30.4M</i>
Arista	7280CR3MK-32D4	R0	<i>EOS-4.30.4M</i>
Arista	7280CR3MK-32D4S	R0	<i>EOS-4.30.4M</i>
Arista	7280CR3MK-32P4	R0	<i>EOS-4.30.4M</i>
Arista	7280CR3MK-32P4S	R0	<i>EOS-4.30.4M</i>
Arista	7280DR3A-36	R0	<i>EOS-4.30.4M</i>
Arista	7280DR3AK-36	R0	<i>EOS-4.30.4M</i>
Arista	7280DR3AK-36S	R0	<i>EOS-4.30.4M</i>
Arista	7280DR3A-54	R0	<i>EOS-4.30.4M</i>
Arista	7280DR3AK-54	R0	<i>EOS-4.30.4M</i>
Arista	7280DR3AM-36	R0	<i>EOS-4.30.4M</i>

Vendor	Model	Platform Revision	Switch OS Version
Arista	7280DR3AM-54	R0	<i>EOS-4.30.4M</i>
Arista	7280PR3-24	R0	<i>EOS-4.30.4M</i>
Arista	7280PR3-24-M	R0	<i>EOS-4.30.4M</i>
Arista	7280PR3K-24	R0	<i>EOS-4.30.4M</i>
Arista	7280QR-C72-M	R0	<i>EOS-4.30.4M</i>
Arista	7280QRA-C36S	R0	<i>EOS-4.30.4M</i>
Arista	7280QRA-C36S-M	R0	<i>EOS-4.30.4M</i>
Arista	7280SR-48C6	R0	<i>EOS-4.30.4M</i>
Arista	7280SR-48C6-M	R0	<i>EOS-4.30.4M</i>
Arista	7280SR2-48YC6	R0	<i>EOS-4.30.4M</i>
Arista	7280SR2-48YC6-M	R0	<i>EOS-4.30.4M</i>
Arista	7280SR2K-48C6-M	R0	<i>EOS-4.30.4M</i>
Arista	7280SR3-40YC6	R0	<i>EOS-4.30.4M</i>
Arista	7280SR3E-40YC6	R0	<i>EOS-4.30.4M</i>
Arista	7280SR3-48YC8	R0	<i>EOS-4.30.4M</i>
Arista	7280SR3K-48YC8A	R0	<i>EOS-4.30.4M</i>
Arista	7280SR3M-48YC8	R0	<i>EOS-4.30.4M</i>
Arista	7280SRM-40CX2	R0	<i>EOS-4.30.4M</i>
Arista	7280TR3-40C6	R0	<i>EOS-4.30.4M</i>
Arista	7280TR-48C6	R0	<i>EOS-4.30.4M</i>
Arista	7280TR-48C6-M	R0	<i>EOS-4.30.4M</i>
Arista	7280TRA-48C6	R0	<i>EOS-4.30.4M</i>
Arista	7280TRA-48C6-M	R0	<i>EOS-4.30.4M</i>

1.2 Supported Switching Platforms

The following chapter lists the information about the different Arista switches and supported hypervisors for the DMF controllers.

1.2.1 Arista Switching Platforms with switch OS: SWL-OS

Model	Network ASIC	Physical Ports	Breakout Capable Ports	PSU Support	Airflow Support	Max Bandwidth	VxLAN Tunneling Support	Supported Port-Channel	
								Member Interfaces	Resilient Hashing
7050CX3-32S	Broadcom Trident III-X7	32 40/100-GbE QSFP28 ports, 2 10-GbE dual speed SFP+ ports, 1 RJ-45 out-of-band management port, 1 RJ-45 console port.  Note: Port 34 is not supported.	1-32*	AC (F2B/B2F) / DC (F2B/B2F)	F2B / B2F	3200 Gbps	Yes	32	Yes
7050SX3-48C8	Broadcom Trident III-X5	48 1/10-GbE speed SFP+, ports, 8 40/100-GbE QSFP28 ports, 1 RJ-45 out-of-band management port, 1 RJ-45 console port	49, 53*	AC (F2B/B2F) / DC (F2B/B2F)	F2B / B2F	1280 Gbps	Yes	32	Yes
7050SX3-48YC8	Broadcom Trident III-X5	48 1/10/25-GbE speed SFP28 ports, 8 40/100-GbE QSFP28 ports, 1 RJ-45 out-of-band management port, 1 RJ-45 console port.	49, 53*	AC (F2B/B2F) / DC (F2B/B2F)	F2B / B2F	2000 Gbps	Yes	32	Yes
7050SX3-48YC12	Broadcom Trident III-X7	48 1/10/25-GbE speed SFP28 ports, 12 40/100-GbE QSFP28 ports, 1 RJ-45 out-of-band management port, 1 RJ-45 console port.	49-60*	AC (F2B/B2F) / DC (F2B/B2F)	F2B	2400 Gbps	Yes	32	Yes
7050SX3-96YC8	Broadcom Trident III-X7	96 1/10/25-GbE speed SFP28 ports, 8 40/100-GbE QSFP28 ports, 110-GbE dual speed SFP+ ports, 1RJ-45 out-of-band management port, 1 RJ-45 console port.  Note: port 105 is not supported.	97-104	AC (F2B/B2F) / DC (F2B/B2F)	F2B	3200 Gbps	Yes	64	Yes
7050TX3-48C8	Broadcom Trident III-X5	48 1/10-GbE speed RJ45 ports, 8 40/100-GbE QSFP28 ports, 1 RJ-45 out-of-band management port, 1 RJ-45 console port.	49, 53*	AC (F2B/B2F) / DC (F2B/B2F)	F2B / B2F	1280 Gbps	Yes	32	Yes
7260CX3-64	Broadcom Tomahawk II	64 40/100-GbE QSFP28 ports, 2 10-GbE dual speed SFP+ ports, 1 RJ-45 out-of-band management port, 1 RJ-45 console port.	1, 3, 5, 7, 9, 11, 13, 15, 17, 19, 21, 23, 25, 27, 29, 31, 33, 46, 55, 61	AC (F2B/B2F) / DC (F2B/B2F)	F2B / B2F	6400 Gbps	No	32	Yes
7260CX3-64E	Broadcom Tomahawk II	64 40/100-GbE QSFP28 ports, 2 10-GbE dual speed SFP+ ports, 1 RJ-45 out-of-band management port, 1 RJ-45 console port.	1, 3, 5, 7, 9, 11, 13, 15, 17, 19, 21, 23, 25, 27, 29, 31, 33, 46, 55, 61	AC (F2B/B2F) / DC (F2B/B2F)	F2B / B2F	6400 Gbps	No	32	Yes



Note: ²: Support 4x25G, 4x10G, 2x50G breakout.



Note: * : Support 4X10G and 4X25G breakout. 2X50G breakout will be supported in the future.

1.2.2 Arista Switching Platforms with switch OS: EOS

Model	Networks ASIC	Physical Ports	Platform details	VxLAN Tunneling Support	Supported Port- Channel	
					Member Interfaces	Resilient Hashing
7020SR-24C2	Qumran-AX	24x10G + 2x100G	https://www.arista.com/en/products/platforms	No	32	Yes
7020SRG-24C2	Qumran-AX	24x10G + 2x100G	https://www.arista.com/en/products/platforms	No	32	Yes
7020SR-32C2	Qumran-AX	32x10G + 2x100G	https://www.arista.com/en/products/platforms	No	32	Yes
7020TR-48	Qumran-AX	48x10G + 6x100G	https://www.arista.com/en/products/platforms	No	32	Yes
7020TRA-48	Qumran-AX	48x10G + 6x100G	https://www.arista.com/en/products/platforms	No	32	Yes
7280CR-48	Jericho	48x100G + 8x40G	https://www.arista.com/en/products/platforms	No	32	Yes
7280CR2A-60	Jericho+	60x100G	https://www.arista.com/en/products/platforms	No	32	Yes
7280CR2M-30	Jericho+	30x100G	https://www.arista.com/en/products/platforms	No	32	Yes
7280CR3-32D4	Jericho2	32x100G + 4x400G	https://www.arista.com/en/products/platforms	No	32	Yes
7280CR3-32D4-M	Jericho2	32x100G + 4x400G	https://www.arista.com/en/products/platforms	No	32	Yes
7280CR3-32P4	Jericho2	32x100G + 4x400G	https://www.arista.com/en/products/platforms	No	32	Yes
7280CR3-23P4-M	Jericho2	32x100G + 4x400G	https://www.arista.com/en/products/platforms	No	32	Yes
7280CR3-96	Jericho2	96x100G	https://www.arista.com/en/products/platforms	No	32	Yes
7280CR3K-32D4	Jericho2	32x100G + 4x400G	https://www.arista.com/en/products/platforms	No	32	Yes
7280CR3K-36A	Qumran-2C	36x100G/2x400G	https://www.arista.com/en/products/platforms	No	32	Yes
7280CR3MK-32D4	Jericho2	32x100G + 4x400G	https://www.arista.com/en/products/platforms	No	32	Yes
7280CR3MK-32D4S	Jericho2	32x100G + 4x400G	https://www.arista.com/en/products/platforms	No	32	Yes
7280CR3MK-32P4	Jericho2	32x100G + 4x400G	https://www.arista.com/en/products/platforms	No	32	Yes
7280CR3MK-32P4S	Jericho2	32x100G + 4x400G	https://www.arista.com/en/products/platforms	No	32	Yes
7280DR3A-36	Jericho2C+	36x400G	https://www.arista.com/en/products/platforms	No	32	Yes
7280DR3AK-36	Jericho2C+	36x400G	https://www.arista.com/en/products/platforms	No	32	Yes
7280DR3AK-36S	Jericho2C+	36x400G	https://www.arista.com/en/products/platforms	No	32	Yes
7280DR3A-54	Jericho2C+	54x400G	https://www.arista.com/en/products/platforms	No	32	Yes
7280DR3AK-54	Jericho2C+	54x400G	https://www.arista.com/en/products/platforms	No	32	Yes
7280DR3AM-36	Jericho2C+	36x400G	https://www.arista.com/en/products/platforms	No	32	Yes
7280DR3AM-54	Jericho2C+	54x400G	https://www.arista.com/en/products/platforms	No	32	Yes
7280PR3-24	Jericho2	24x400G	https://www.arista.com/en/products/platforms	No	32	Yes
7280PR3-24-M	Jericho2	24x400G	https://www.arista.com/en/products/platforms	No	32	Yes
7280PR3K-24	Jericho2	24x400G	https://www.arista.com/en/products/platforms	No	32	Yes
7280QR-C72-M	Jericho	40x40G + 16x100G	https://www.arista.com/en/products/platforms	No	32	Yes
7280QRA-C36S	Jericho	30x40G + 6x100G	https://www.arista.com/en/products/platforms	No	32	Yes
7280QRA-C36S-M	Jericho	30x40G + 6x100G	https://www.arista.com/en/products/platforms	No	32	Yes
7280SR-48C6	Jericho	48x10G + 6x100G	https://www.arista.com/en/products/platforms	No	32	Yes
7280SR-48C6-M	Jericho	48x10G + 6x100G	https://www.arista.com/en/products/platforms	No	32	Yes
7280SR2-48YC6	Jericho+	48x25G + 6x100G	https://www.arista.com/en/products/platforms	No	32	Yes
7280SR2-48YC6-M	Jericho+	48x25G + 6x100G	https://www.arista.com/en/products/platforms	No	32	Yes
7280SR2K-48C6-M	Jericho+	24x10G + 24x25G + 6x100G	https://www.arista.com/en/products/platforms	No	32	Yes
7280SR3-40YC6	Qumran-2A	40x25G + 6x100G	https://www.arista.com/en/products/platforms	No	32	Yes
7280SR3E-40YC6	Qumran-2A	40x25G + 6x100G	https://www.arista.com/en/products/platforms	No	32	Yes
7280SR3-48YC8	Jericho2C	48x25G + 8x100G	https://www.arista.com/en/products/platforms	No	32	Yes
7280SR3K-48YC8A	Qumran-2C	48x25G + 8x100G	https://www.arista.com/en/products/platforms	No	32	Yes
7280SR3M-48YC8	Jericho2C	48x25G + 8x100G	https://www.arista.com/en/products/platforms	No	32	Yes
7280SRM-40CX2	Qumran-MX	40x10G + 2x200G	https://www.arista.com/en/products/platforms	No	32	Yes
7280TR3-40C6	Qumran-2A	40x10G + 6x100G	https://www.arista.com/en/products/platforms	No	32	Yes
7280TR-48C6	Qumran-MX	48x10G + 6x100G	https://www.arista.com/en/products/platforms	No	32	Yes
7280TR-48C6-M	Qumran-MX	48x10G + 6x100G	https://www.arista.com/en/products/platforms	No	32	Yes
7280TRA-48C6	Qumran-MX	48x10G + 6x100G	https://www.arista.com/en/products/platforms	No	32	Yes

Model	Networks ASIC	Physical Ports	Platform details	VxLAN Tunneling Support	Supported Port- Channel	
					Member Interfaces	Resilient Hashing
7280TRA-48C6-M	Qumran-MX	48x10G + 6x100G	https://www.arista.com/en/products/platforms	No	32	Yes

1.3 Supported Appliance Data Plane NIC Firmware

The following table lists the data plane NIC firmware for the appliance.

NIC Type	Arista Networks											
	DMF Controller Node			DMF Service Node						DMF Record Node	DMF Analytics Node	
	DCA-DM-CDL (HWDL2)	DCA-DM-CDL	DCA-DM-CA490	DCA-DM-SC	DCA-DM-SC 2	DCA-DM-SDL	DCA-DM-SDL2	DCA-DM-SEL	DCA-DM-RA3	DCA-DM-AA3	DCA-DM-AN450	
Intel 2x X710	N/A	21.5.13	21.5.13	21.5.9	N/A	N/A	N/A	N/A	21.5.13	21.5.13	21.5.13	
Intel 4x X710	N/A	N/A	N/A	N/A	N/A	21.5.9	N/A	N/A	N/A	N/A	N/A	
Intel 2x XXV710-V2	N/A	N/A	N/A	N/A	21.5.9	N/A	21.5.9	21.5.9	N/A	N/A	N/A	
Broadcom 2x 57412	21,85.21.92	N/A	N/A	N/A	N/A	N/A	N/A	N/A	N/A	N/A	N/A	

1.4 Supported Hypervisors for the DMF Controller

The software for the DMF Controller Node is supported on an appliance as well as a VM for the hypervisor versions listed in the following table:

Supported Hypervisors	Version
Linux KVM	<i>Ubuntu 16.04</i> <i>Ubuntu 18.04</i> <i>Ubuntu 20.04</i>
VMware ESXi	<i>Version 6.5.0</i> <i>Version 6.7.0</i> <i>Version 7.0.0</i>



Note: No other hypervisor types or versions have been tested or will be supported by Arista Networks.

1.5 Hardware Requirements for DMF Controller VM Deployment

VM performance depends on many other factors, so the DMF Controller Node hardware appliance is recommended for production deployments.

The following is the minimum hardware required for installing the VM software image on a supported KVM or ESXi version:

- 4 vCPUs with a minimum scheduling of 2 GHz.
- 32 GB of virtual memory.
- 400 GB hard disk.

- 1 virtual network interface reachable from the physical switches.



Note: No other hypervisor types or versions have been tested or will be supported by Arista Networks in the current DMF release.

Supported Transceivers Cables for DMF Controller and Appliances

The following tables list the compatibility of supported DANZ Monitoring Fabric transceivers.

2.1 DMF Controller, Service, Recorder and Analytics Node

Following tables show the detailed information for different cables and transceivers.

2.1.1 10G-DAC Cables (10GBASE-CR SFP+)

Vendor	Model	Cable Length (m)	Arista Networks											
			DMF Controller Node			DMF Service Node					DMF Record Node	DMF Analytics Node		
			DCA-DM-CDL (HWDL2)	DCA-DM-CDL	DCA-DM-C450	DCA-DM-SC	DCA-DM-SC 2	DCA-DM-SDL	DCA-DM-SDL2	DCA-DM-SEL	DCA-DM-RA3	DCA-DM-AA3	DCA-DM-AN450	
Arista Networks	CAB-SFP-SFP-1M	1	Y	Y	Y	Y	Y	Y	Y	Y	N	Y	Y	Y
Arista Networks	CAB-SFP-SFP-2M	2	Y	Y	Y	Y	Y	Y	Y	Y	N	Y	Y	Y
Arista Networks	CAB-SFP-SFP-3M	3	Y	Y	Y	Y	Y	Y	Y	Y	N	Y	Y	Y
Arista Networks	CAB-SFP-SFP-5M	5	Y	Y	Y	Y	Y	Y	Y	Y	N	Y	Y	Y

2.1.2 10G-SR Transceivers (10GBASE-SR SFP+ 850nm, LC connector)

Vendor	Model	Max OM2 MM Fiber Distance (m)	Max OM3 MM Fiber Distance (m)	Max OM4 MM Fiber Distance (m)	Arista Networks										
					DMF Controller Node			DMF Service Node					DMF Record Node	DMF Analytics Node	
					DCA-DM-CDL (HWDL2)	DCA-DM-CDL	DCA-DM-C450	DCA-DM-SC	DCA-DM-SC2	DCA-DM-SDL	DCA-DM-SDL2	DCA-DM-SEL	DCA-DM-RA3	DCA-DM-AA3	DCA-DM-AN450
Arista Networks	SFP-10G-SR	82	300	400	Y	N	N	N	Y	N	Y	N	Y	N	N

2.1.3 10G-LR Transceivers (10GBASE-LR SFP+ 1310nm, LC connector)

Vendor	Model	Max SM Fiber Distance (km)	Arista Networks											
			DMF Controller Node			DMF Service Node					DMF Recorder Node	DMF Analytics Node		
			DCA-DM-CDL (HWDL2)	DCA-DM-CDL	DCA-DM-C450	DCA-DM-SC	DCA-DM-SC2	DCA-DM-SDL	DCA-DM-SDL2	DCA-DM-SEL	DCA-DM-RA3	DCA-DM-AA3	DCA-DM-AN450	
Arista Networks	SFP-10G-LR	10	Y	N	N	N	Y	N	Y	N	N	N	N	N

2.1.4 25G-DAC Cables (25GBASE-CR SFP+)

Vendor	Model	Cable Length (m)	Arista Networks											
			DMF Controller Node			DMF Service Node					DMF Recorder Node	DMF Analytics Node		
			DCA-DM-CDL (HWDL2)	DCA-DM-CDL	DCA-DM-C450	DCA-DM-SC	DCA-DM-SC2	DCA-DM-SDL	DCA-DM-SDL2	DCA-DM-SEL	DCA-DM-RA3	DCA-DM-AA3	DCA-DM-AN450	
Arista Networks	CAB-S-S-1M	1	N	N	N	N	N	N	N	N	Y	Y	N	N
Arista Networks	CAB-S-S-2M	2	N	N	N	N	N	N	N	N	Y	Y	N	N
Arista Networks	CAB-S-S-3M	3	N	N	N	N	N	N	N	N	Y	Y	N	N
Arista Networks	CAB-S-S-5M	5	N	N	N	N	N	N	N	N	Y	Y	N	N

2.1.5 25G-SR Transceivers (25GBASE-SR SFP+ 850nm, LC connector)

Vendor	Model	Max OM2 MM Fiber Distance (m)	Max OM3 MM Fiber Distance (m)	Max OM4 MM Fiber Distance (m)	Arista Networks										
					DMF Controller Node			DMF Service Node					DMF Record Node	DMF Analytics Node	
					DCA-DM-CDL (HWDL2)	DCA-DM-CDL	DCA-DM-C450	DCA-DM-SC	DCA-DM-SC2	DCA-DM-SDL	DCA-DM-SDL2	DCA-DM-SEL	DCA-DM-RA3	DCA-DM-AA3	DCA-DM-AN450
Arista Networks	SFP-25G-SR	NA	70	100	N	N	N	N	N	Y	N	N	Y	N	N

2.1.6 25G-LR Transceivers (25GBASE-LR SFP+ 1310nm, LC connector)

Vendor	Model	Max SM Fiber Distance (km)	Arista Networks											
			DMF Controller Node			DMF Service Node					DMF Recorder Node	DMF Analytics Node		
			DCA-DM-CDL (HWIDL2)	DCA-DM-CDL	DCA-DM-C450	DCA-DM-SC	DCA-DM-SC2	DCA-DM-SDL	DCA-DM-SDL2	DCA-DM-SEL	DCA-DM-RA3	DCA-DM-AA3	DCA-DM-AN450	
Arista Networks	SFP-25G-LR	10	N	N	N	N	N	N	N	N	Y	Y	N	N

2.1.7 40G-4X10G Breakout DAC Cables (1X QSFP+, 4X SFP+)

Vendor	Model	Cable Length (m)	Arista Networks										
			DMF Controller Node			DMF Service Node					DMF Recorder Node	DMF Analytics Node	
			DCA-DM-CDL (HWIDL2)	DCA-DM-CDL	DCA-DM-C450	DCA-DM-SC	DCA-DM-SC2	DCA-DM-SDL	DCA-DM-SDL2	DCA-DM-SEL	DCA-DM-RA3	DCA-DM-AA3	DCA-DM-AN450
Arista Networks	CAB-Q-S-1M	1	Y ¹	Y ¹	Y ¹	Y ¹	Y ³	Y ¹	N	N	Y ¹	Y ¹	Y ¹
Arista Networks	CAB-Q-S-2M	2	Y ¹	Y ¹	Y ¹	Y ¹	Y ³	Y ¹	N	N	Y ¹	Y ¹	Y ¹
Arista Networks	CAB-Q-S-3M	3	Y ¹	Y ¹	Y ¹	Y ¹	Y ³	Y ¹	N	N	Y ¹	Y ¹	Y ¹
Arista Networks	CAB-Q-S-5M	5	Y ¹	Y ¹	Y ¹	Y ¹	Y ³	Y ¹	N	N	Y ¹	Y ¹	Y ¹



Note: ¹: SFP+ end only.



Note: ²: QSFP+ end only.



Note: ³: 4 x 10G ports on XXV710 NICs

2.1.8 100G-4X25G Breakout DAC Cables (1X QSFP28, 4X SFP28)

Vendor	Model	Cable Length (m)	Arista Networks										
			DMF Controller Node			DMF Service Node					DMF Recorder Node	DMF Analytics Node	
			DCA-DM-CDL (HWIDL2)	DCA-DM-CDL	DCA-DM-C450	DCA-DM-SC	DCA-DM-SC2	DCA-DM-SDL	DCA-DM-SDL2	DCA-DM-SEL	DCA-DM-RA3	DCA-DM-AA3	DCA-DM-AN450
Arista Networks	CAB-Q-4S-100G-1M	1	N	N	N	N	N	N	N	Y ¹	Y ¹	N	N
Arista Networks	CAB-Q-4S-100G-2M	2	N	N	N	N	N	N	N	Y ¹	Y ¹	N	N
Arista Networks	CAB-Q-4S-100G-3M	3	N	N	N	N	N	N	N	Y ¹	Y ¹	N	N
Arista Networks	CAB-Q-4S-100G-5M	5	N	N	N	N	N	N	N	Y ¹	Y ¹	N	N



Note: ¹: SFP+ end only.



Note: ²: QSFP+ end only.

Supported Transceivers & Cables for Arista 7280R Series Switches

Given that the 7280R series fabric switches run EOS, refer to the *Arista Transceiver Compatibility and Interoperability Guide* and *Arista Optics Modules and Cables Data Sheet* for optical transceivers and cables supported with Arista 7280R series switches.

- **Arista Transceiver Compatibility and Interoperability Guide**
 - <https://www.arista.com/assets/data/pdf/Transceiver-Guide-v5.pdf>
- **Arista Optics Modules and Cables Data Sheet**
 - <https://www.arista.com/assets/data/pdf/Datasheets/Transceiver-Data-Sheet.pdf>

Supported Transceivers & Cables for Arista 7050x3 and 7260x3 Series Switches

This chapter lists the optical transceivers and cables supported with Arista 7050x3 and 7260x3 series fabric switches.

4.1 1G-Copper Transceivers (1GBASE-T SFP, RJ45 connector)

Vendor	Model	Max CAT5 cable length (m)	Arista Networks							
			7050CX3-3ZS	7050SX3-48C8	7050SX3-48YC8	7050SX3-48YC12	7050SX3-96YC8	7050TX3-48C8	7260CX3-64	7260CX3-64E
Arista Networks	SFP-1G-T	100	Y	Y	Y	Y	Y	N	Y ¹	Y ¹



Note: ¹: Requires Mellanox MAM1Q00A-QSA or MAM1Q00A-QSA28 adapter on QSFP28 port.

4.2 1G-LX Transceivers (1GBASE-LX SFP 1310nm, LC connector)

Vendor	Model	Max SM Fiber Distance (km)	Arista Networks							
			7050CX3-3ZS	7050SX3-48C8	7050SX3-48YC8	7050SX3-48YC12	7050SX3-96YC8	7050TX3-48C8	7260CX3-64	7260CX3-64E
Arista Networks	SFP-1G-LX	10	Y	Y	Y	Y	Y	N	Y ¹	Y ¹



Note: ¹: Requires Mellanox MAM1Q00A-QSA or MAM1Q00A-QSA28 adapter on QSFP28 port.



Note: ¹¹: Support Digital Optical Monitoring (DOM): Temperature, voltage, and optical levels.

4.3 1G-SX Transceivers (1GBASE-SX SFP 850nm, LC connector)

Vendor	Model	Max OM1 MM Fiber Distance (m)	Max OM2/3/4 MM Fiber Distance (m)	Arista Networks							
				7050CX3-32S	7050SX3-48C8	7050SX3-48YC8	7050SX3-48YC12	7050SX3-96YC8	7050TX3-48C8	7260CX3-64	7260CX3-64E
Arista Networks	SFP-1G-SX	300	500	Y	Y	Y	Y	Y	N	Y ¹	Y ¹



Note: ¹: Requires Mellanox MAM1Q00A-QSA or MAM1Q00A-QSA28 adapter on QSFP28 port.



Note: ¹¹: Support Digital Optical Monitoring (DOM): Temperature, voltage, and optical levels.

4.4 10G-AOC Cables (10GBASE-SR SFP+ 850nm)*

Vendor	Model	Cable length (m)	Arista Networks							
			7050CX3-32S	7050SX3-48C8	7050SX3-48YC8	7050SX3-48YC12	7050SX3-96YC8	7050TX3-48C8	7260CX3-64	7260CX3-64E
Arista Networks	AOC-S-S-10G-3M ¹²	3	Y	Y	Y	Y	Y	N	Y ¹	Y ¹
Arista Networks	AOC-S-S-10G-5M ¹²	5	Y	Y	Y	Y	Y	N	Y ¹	Y ¹
Arista Networks	AOC-S-S-10G-7M ¹²	7	Y	Y	Y	Y	Y	N	Y ¹	Y ¹
Arista Networks	AOC-S-S-10G-10M ¹²	10	Y	Y	Y	Y	Y	N	Y ¹	Y ¹
Arista Networks	AOC-S-S-10G-15M ¹²	15	N	Y	N	N	Y	N	Y ¹	Y ¹
Arista Networks	AOC-S-S-10G-20M ¹²	20	Y	Y	Y	Y	Y	N	Y ¹	Y ¹
Arista Networks	AOC-S-S-10G-25M ¹²	25	Y	Y	Y	Y	Y	N	Y ¹	Y ¹
Arista Networks	AOC-S-S-10G-30M ¹²	30	Y	Y	Y	Y	Y	N	Y ¹	Y ¹



Note: ¹: Requires Mellanox MAM1Q00A-QSA or MAM1Q00A-QSA28 adapter on QSFP28 port.



Note: ¹²: Support Digital Optical Monitoring (DOM): Temperature, voltage, and optical levels.

4.5 10G-Copper Transceivers (10GBASE-T SFP, RJ45 connector)

Vendor	Model	Max CAT5 cable length (m)	Arista Networks							
			7050CX3-32S	7050SX3-48C8	7050SX3-48YC8	7050SX3-48YC12	7050SX3-96YC8	7050TX3-48C8	7260CX3-64	7260CX3-64E
Arista Networks	SFP-10G-T [*]	30	Y	Y	Y	Y	Y ²	N	Y ¹	Y ¹



Note: *: 10G BASE-T SFPs support auto-negotiate only at 10-Gb/s link speed.



Note: ¹: Requires Mellanox MAM1Q00A-QSA or MAM1Q00A-QSA28 adapter on QSFP28 port.



Note: ²: Supported on SFP25 ports 1-48 (top two rows), 50-106 (bottom row), with remaining SFP25 ports populated with 2W max non BASE-T modules. Supported on front-to-rear airflow (-F) models only.

4.6 10G-DAC Cables (10GBASE-CR SFP+)

Vendor	Model	Cable length (m)	Arista Networks							
			7050CX3-32S	7050SX3-48C8	7050SX3-48YC8	7050SX3-48YC12	7050SX3-96YC8	7050TX3-48C8	7260CX3-64	7260CX3-64E
Arista Networks	CAB-SFP-SFP-1M	1	Y	Y	Y	Y	Y	N	Y ¹	Y ¹
Arista Networks	CAB-SFP-SFP-2M	2	Y	Y	Y	Y	Y	N	Y ¹	Y ¹
Arista Networks	CAB-SFP-SFP-3M	3	Y	Y	Y	Y	Y	N	Y ¹	Y ¹
Arista Networks	CAB-SFP-SFP-5M	5	Y	Y	Y	Y	Y	N	Y ¹	Y ¹



Note: ¹: Requires Mellanox MAM1Q00A-QSA or MAM1Q00A-QSA28 adapter on QSFP28 port.

4.7 10G-ER Transceivers (10GBASE-ER SFP+ 1310nm, LC connector)

Vendor	Model	Max SM Fiber Distance (km)	Arista Networks							
			7050CX3-32S	7050SX3-48C8	7050SX3-48YC8	7050SX3-48YC12	7050SX3-96YC8	7050TX3-48C8	7260CX3-64	7260CX3-64E
Arista Networks	SFP-10G-ER ¹¹	40	Y	Y	Y	Y	Y	N	Y ¹	Y ¹



Note: ¹: Requires Mellanox MAM1Q00A-QSA or MAM1Q00A-QSA28 adapter on QSFP28 port.



Note: ¹¹: Support Digital Optical Monitoring (DOM): Temperature, voltage, and optical levels.

4.8 10G-LR Transceivers (10GBASE-LR SFP+ 1310nm, LC connector)

Vendor	Model	Max SM Fiber Distance (km)	Arista Networks							
			7050CX3-32S	7050SX3-48C8	7050SX3-48YC8	7050SX3-48YC12	7050SX3-96YC8	7050TX3-48C8	7260CX3-64	7260CX3-64E
Arista Networks	SFP-10G-LR ¹¹	10	Y	Y	Y	Y	Y	N	Y ¹	Y ¹
Arista Networks	SFP-10G-LRL ¹¹	1	Y	Y	Y	Y	Y	N	Y ¹	Y ¹



Note: ¹: Requires Mellanox MAM1Q00A-QSA or MAM1Q00A-QSA28 adapter on QSFP28 port.



Note: ¹¹: Support DOM (Digital Optical Monitoring): Temperature, voltage and optical levels.

4.9 10G-SR Transceivers (10GBASE-SR SFP+ 850nm, LC connector)

Vendor	Model	Max OM1 MM Fiber Distance (m)	Max OM2/3/4 MM Fiber Distance (m)	Arista Networks							
				7050CX3-32S	7050SX3-48C8	7050SX3-48YC8	7050SX3-48YC12	7050SX3-96YC8	7050TX3-48C8	7280CX3-64	7280CX3-64E
Arista Networks	SFP-10G-SR ¹¹	300	400	Y	Y	Y	Y	Y	N	Y ¹	Y ¹
Arista Networks	SFP-10G-SRL ¹¹	100	150	Y	Y	Y	Y	Y	N	Y ¹	Y ¹



Note: ¹: Requires Mellanox MAM1Q00A-QSA or MAM1Q00A-QSA28 adapter on QSFP28 port.



Note: ¹¹: Support Digital Optical Monitoring (DOM): Temperature, voltage, and optical levels.

4.10 25G-AOC Cables (25GBASE-SR SFP+ 850nm)*

Vendor	Model	Cable length (m)	Arista Networks							
			7050CX3-32S	7050SX3-48C8	7050SX3-48YC8	7050SX3-48YC12	7050SX3-96YC8	7050TX3-48C8	7280CX3-64	7280CX3-64E
Arista Networks	AOC-S-S-25G-3M ¹²	3	N	N	Y	Y	Y	N	Y ¹	Y ¹
Arista Networks	AOC-S-S-25G-5M ¹²	5	N	N	Y	Y	Y	N	Y ¹	Y ¹
Arista Networks	AOC-S-S-25G-7M ¹²	7	N	N	Y	Y	Y	N	Y ¹	Y ¹
Arista Networks	AOC-S-S-25G-10M ¹²	10	N	N	Y	Y	Y	N	Y ¹	Y ¹
Arista Networks	AOC-S-S-25G-15M ¹²	15	N	N	Y	Y	Y	N	Y ¹	Y ¹
Arista Networks	AOC-S-S-25G-20M ¹²	20	N	N	Y	Y	Y	N	Y ¹	Y ¹
Arista Networks	AOC-S-S-25G-25M ¹²	25	N	N	Y	Y	Y	N	Y ¹	Y ¹
Arista Networks	AOC-S-S-25G-30M ¹²	30	N	N	Y	Y	Y	N	Y ¹	Y ¹



Note: * : By default all 25G-AOCs have Forward-Error-Correction (FEC) disabled.



Note: ¹: Requires Mellanox MAM1Q00A-QSA or MAM1Q00A-QSA28 adapter on QSFP28 port.



Note: ¹²: Support Digital Optical Monitoring (DOM): Temperature, voltage, and optical levels.

4.11 25G-DAC Cables (25GBASE-CR SFP28)

Vendor	Model	Cable length (m)	Arista Networks							
			7050CX3-32S	7050SX3-48C8	7050SX3-48YC8	7050SX3-48YC12	7050SX3-96YC8	7050TX3-48C8	7260CX3-64	7260CX3-64E
Arista Networks	CAB-S-S-25G-1M	1	N	N	Y	Y	Y	N	Y ¹	Y ¹
Arista Networks	CAB-S-S-25G-2M	2	N	N	Y	Y	Y	N	Y ¹	Y ¹
Arista Networks	CAB-S-S-25G-3M	3	N	N	Y	Y	Y	N	Y ¹	Y ¹
Arista Networks	CAB-S-S-25G-5M	5	N	N	Y	Y	Y	N	Y ¹	Y ¹



Note: ^{*}: By default all 25G-DAC cables have Forward-Error-Correction (FEC) and Auto-Negotiation (AN) disabled.



Note: ¹: Requires Mellanox MAM1Q00A-QSA or MAM1Q00A-QSA28 adapter on QSFP28 port.

4.12 25G-LR Transceivers (25GBASE-LR SFP28 1310nm, LC connector)*

Vendor	Model	Max SM Fiber Distance (km)	Arista Networks							
			7050CX3-32S	7050SX3-48C8	7050SX3-48YC8	7050SX3-48YC12	7050SX3-96YC8	7050TX3-48C8	7260CX3-64	7260CX3-64E
Arista Networks	SFP-25G-LR ¹¹	10	N	N	Y ¹	Y ¹	Y ¹	N	Y ¹	Y ¹
Arista Networks	SFP-25G-MR-LR ^{11, 13}	10	Y ¹²	N	Y ¹	Y ¹	Y ¹	N	Y ¹	Y ¹



Note: ^{*}: By default all 25G-LR optics have Forward-Error-Correction (FEC) disabled.



Note: ¹: Requires Mellanox MAM1Q00A-QSA or MAM1Q00A-QSA28 adapter on QSFP28 port.



Note: ¹¹: Support Digital Optical Monitoring (DOM): Temperature, voltage, and optical levels.




Note: ¹²: Support 10G on SFP+ ports.





Note: ¹³: Support 25G and 10G.


4.13 25G-SR Transceivers (25GBASE-SR SFP28 850nm, LC connector)*

Vendor	Model	Max OM2 MM Fiber Distance (m)	Max OM3 MM Fiber Distance (m)	Max OM4 MM Fiber Distance (m)	Arista Networks							
					7050CX3-32S	7050SX3-48C8	7050SX3-48YC8	7050SX3-48YC12	7050SX3-96YC8	7050TX3-48C8	7280CX3-64	7280CX3-64E
Arista Networks	SFP-25G-SR ¹¹	NA	70	100	N	N	Y ¹	Y ¹	Y ¹	N	Y ¹	Y ¹
Arista Networks	SFP-25G-MR-SR ^{11, 13}	NA	70	100	Y ¹²	N	Y ¹	Y ¹	Y ¹	N	Y ¹	Y ¹
Arista Networks	SFP-25G-MR-XSR ^{11, 13}	NA	200	300	Y ¹²	N	Y ¹	Y ¹	Y ¹	N	Y ¹	Y ¹

 **Note:** * : By default all 25G-SR optics have Forward-Error-Correction (FEC) disabled.

 **Note:** ¹: Requires Mellanox MAM1Q00A-QSA or MAM1Q00A-QSA28 adapter on QSFP28 port.


 **Note:** ¹¹: Support Digital Optical Monitoring (DOM): Temperature, voltage, and optical levels.

 **Note:** ¹²: Support 10G on SFP+ ports.

 **Note:** ¹³: Support 25G and 10G.

4.14 40G-AOC Cables (QSFP+)

Vendor	Model	Cable Length (m)	Arista Networks							
			7050CX3-32S	7050SX3-48C8	7050SX3-48YC8	7050SX3-48YC12	7050SX3-96YC8	7050TX3-48C8	7280CX3-64	7280CX3-64E
Arista Networks	AOC-Q-Q-40G-50M ¹²	50	Y	Y	Y	Y	Y	Y	Y	Y

 **Note:** ¹²: Support Digital Optical Monitoring (DOM): Temperature, voltage, and optical levels.

4.15 40G-BiDi Transceivers (40GBASE-BiDi QSFP+ 832-918nm, LC connector)*

Vendor	Model	Max OM3 MM Fiber Distance (m)	Max OM4 MM Fiber Distance (m)	Arista Networks							
				7050CX3-32S	7050SX3-48C8	7050SX3-48YC8	7050SX3-48YC12	7050SX3-96YC8	7050TX3-48C8	7260CX3-64	7260CX3-64E
Arista Networks	QSFP-40G-SRBD ¹¹	100	150	Y	Y	Y	Y	Y	Y	Y	Y



Note: *: 40G-SRBD optics are not capable of 4X10-GbE ports in breakout mode.



Note: ¹¹: Support Digital Optical Monitoring (DOM): Temperature, voltage, and optical levels.

4.16 40G-DAC Cables (40GBASE-CR4 QSFP+)

Vendor	Model	Cable length (m)	Arista Networks							
			7050CX3-32S	7050SX3-48C8	7050SX3-48YC8	7050SX3-48YC12	7050SX3-96YC8	7050TX3-48C8	7260CX3-64	7260CX3-64E
Arista Networks	CAB-Q-Q-1M	1	Y	Y	Y	Y	Y	Y	Y ¹	Y ¹
Arista Networks	CAB-Q-Q-2M	2	Y	Y	Y	Y	Y	Y	Y ¹	Y ¹
Arista Networks	CAB-Q-Q-3M	3	Y	Y	Y	Y	Y	Y	Y ¹	Y ¹
Arista Networks	CAB-Q-Q-5M	5	Y	Y	Y	Y	Y	Y	Y ¹	Y ¹

4.17 40G-LR Transceivers (40GBASE-LR4 QSFP+ 1310nm, LC connector)*

Vendor	Model	Max SM Fiber Distance (km)	Arista Networks							
			7050CX3-32S	7050SX3-48C8	7050SX3-48YC8	7050SX3-48YC12	7050SX3-96YC8	7050TX3-48C8	7260CX3-64	7260CX3-64E
Arista Networks	QSFP-40G-LR4 ¹¹	10	Y	Y	Y	Y	Y	Y	Y	Y
Arista Networks	QSFP-40G-LRL4 ¹¹	1	Y	Y	Y	Y	Y	Y	Y	Y



Note: *: 40G-LR Optics are not capable of 4X10-GbE ports in breakout mode.



Note: *: 4x10G channels may be created across a single link connecting the two 40G-LR4 optics.



Note: ¹¹: Support Digital Optical Monitoring (DOM): Temperature, voltage, and optical levels.

4.18 40G-PLR4 Transceivers (40GBASE-PLR4 QSFP+ 1310nm, MPO connector)*

Vendor	Model	Max SM Fiber Distance (km)	Arista Networks							
			7050CX3-3ZS	7050SX3-48C8	7050SX3-48YC8	7050SX3-48YC12	7050SX3-96YC8	7050TX3-48C8	7280CX3-64	7280CX3-64E
Arista Networks	QSFP-40G-PLR4 ¹¹	10	Y	Y	Y	Y	Y	Y	Y	Y
Arista Networks	QSFP-40G-PLRL4 ¹¹	1	Y	Y	Y	Y	Y	Y	Y	Y



Note: *: 40G-PLR Optics are capable of 4X10-GbE ports in breakout mode when attaching single-mode MTP to 4XLC breakout fiber cable.



Note: ¹¹: Support Digital Optical Monitoring (DOM): Temperature, voltage, and optical levels.

4.19 40G-SR Transceivers (40GBASE-SR4 QSFP+ 850nm, MPO connector)*

Vendor	Model	Max OM3 MMF Fiber Distance (m)	Max OM4 MMF Fiber Distance (m)	Arista Networks							
				7050CX3-3ZS	7050SX3-48C8	7050SX3-48YC8	7050SX3-48YC12	7050SX3-96YC8	7050TX3-48C8	7280CX3-64	7280CX3-64E
Arista Networks	QSFP-40G-SR4 ¹¹	100	150	Y	Y	Y	Y	Y	Y	Y	



Note: *: 40G-SR optics are capable of 4X10-GbE ports in breakout mode when attaching multi-mode MTP to 4XLC breakout fiber cable.



Note: ¹¹: Support Digital Optical Monitoring (DOM): Temperature, voltage, and optical levels.

4.20 40G-UNIV Transceivers (40GBASE-UNIV QSFP+ 1270-1330nm, LC connector)*

Vendor	Model	Max OM3 MMF Fiber Distance (m)	Max OM4 MMF Fiber Distance (m)	Arista Networks							
				7050CX3-3ZS	7050SX3-48C8	7050SX3-48YC8	7050SX3-48YC12	7050SX3-96YC8	7050TX3-48C8	7280CX3-64	7280CX3-64E
Arista Networks	QSFP-40G-UNIV ¹¹	150	150	Y	Y	Y	Y	Y	Y	Y	



Note: *: 40G-UNIV optics are not capable of 4X10-GbE ports in breakout mode.



Note: ¹¹: Support Digital Optical Monitoring (DOM): Temperature, voltage, and optical levels.

4.21 40G-XSR Transceivers (40GBASE-XSR QSFP+ 850nm, LC connector)*

Vendor	Model	Max OM3 MM Fiber Distance (m)	Max OM4 MM Fiber Distance (m)	Arista Networks							
				7050CX3-32S	7050SX3-48C8	7050SX3-48YC8	7050SX3-48YC12	7050SX3-96YC8	7050TX3-48C8	7260CX3-64	7260CX3-64E
Arista Networks	QSFP-40G-XSR ¹¹	300	400	Y	Y	Y	Y	Y	Y	Y	Y



Note: * : 40G-XSR optics are not capable of 4X10-GbE ports in breakout mode.



Note: ¹¹: Support Digital Optical Monitoring (DOM): Temperature, voltage, and optical levels.

4.22 40G-4X10G Breakout DAC Cables (1X QSFP+, 4X SFP+)

Vendor	Model	Cable length (m)	Arista Networks							
			7050CX3-32S	7050SX3-48C8	7050SX3-48YC8	7050SX3-48YC12	7050SX3-96YC8	7050TX3-48C8	7260CX3-64	7260CX3-64E
Arista Networks	CAB-Q-S-1M	1	Y	Y	Y	Y	Y	Y	Y	Y
Arista Networks	CAB-Q-S-2M	2	Y	Y	Y	Y	Y	Y	Y	Y
Arista Networks	CAB-Q-S-3M	3	Y	Y	Y	Y	Y	Y	Y	Y
Arista Networks	CAB-Q-S-5M	5	Y	Y	Y	Y	Y	Y	Y	Y

4.23 100G-AOC Cables (QSFP28)*

Vendor	Model	Cable length (m)	Arista Networks							
			7050CX3-32S	7050SX3-48C8	7050SX3-48YC8	7050SX3-48YC12	7050SX3-96YC8	7050TX3-48C8	7260CX3-64	7260CX3-64E
Arista Networks	AOC-Q-Q-100G-1M ¹²	1	Y	Y	Y	Y	Y	Y	Y	Y
Arista Networks	AOC-Q-Q-100G-3M ¹²	3	Y	Y	Y	Y	Y	Y	Y	Y
Arista Networks	AOC-Q-Q-100G-5M ¹²	5	Y	Y	Y	Y	Y	Y	Y	Y
Arista Networks	AOC-Q-Q-100G-7M ¹²	7	Y	Y	Y	Y	Y	Y	Y	Y
Arista Networks	AOC-Q-Q-100G-10M ¹²	10	Y	Y	Y	Y	Y	Y	Y	Y
Arista Networks	AOC-Q-Q-100G-15M ¹²	15	Y	Y	Y	Y	Y	Y	Y	Y
Arista Networks	AOC-Q-Q-100G-20M ¹²	20	Y	Y	Y	Y	Y	Y	Y	Y
Arista Networks	AOC-Q-Q-100G-25M ¹²	25	Y	Y	Y	Y	Y	Y	Y	Y
Arista Networks	AOC-Q-Q-100G-30M ¹²	30	Y	Y	Y	Y	Y	Y	Y	Y



Note: ^{*}: By default all 100G-AOCs have forward-error-correction (FEC) enabled.



Note: ¹²: Support Digital Optical Monitoring (DOM): Temperature, voltage, and optical levels.

4.24 100G-BiDi Transceivers (100GBASE-BiDi QSFP+ 850-910nm, LC connector)*

Vendor	Model	Max OM3 MM Fiber Distance (m)	Max OM4 MM Fiber Distance (m)	Arista Networks							
				7050CX3-32S	7050SX3-48C8	7050SX3-48Y C8	7050SX3-48Y C12	7050SX3-96Y C8	7050TX3-48C8	7260CX3-64	7260CX3-64E
Arista Networks	QSFP-100G-SRBD ¹¹	70	100	Y	Y	Y	Y	Y	Y	Y	Y



Note: ^{*}: By default all 100G-BiDi optics have Forward-Error-Correction (FEC) disabled- Host FEC not supported.



Note: ^{*}: 100G-SRBD optics are not capable of 4X25-GbE ports in breakout mode.



Note: ¹¹: Support Digital Optical Monitoring (DOM): Temperature, voltage, and optical levels.

4.25 100G-CWDM4 Transceivers (100GBASE-CWDM4 QSFP28 1271-1331nm, LC connector)*

Vendor	Model	Max SM Fiber Distance (km)	Arista Networks							
			7050CX3-32S	7050SX3-48C8	7050SX3-48Y C8	7050SX3-48Y C12	7050SX3-96Y C8	7050TX3-48C8	7260CX3-64	7260CX3-64E
Arista Networks	QSFP-100G-CWDM4 ^{1, 11}	2	Y	Y	Y	Y	Y	Y	Y	Y



Note: ^{*}: By default all 100G-CWDM optics have Forward-Error-Correction (FEC) enabled.



Note: ^{*}: 100G-CWDM4 optics are not capable of 4X10-GbE or 4X25-GbE ports in breakout mode.



Note: ¹: Optic can run at 100-GbE or 40-GbE speed.



Note: ¹¹: Support Digital Optical Monitoring (DOM): Temperature, voltage, and optical levels.

4.26 100G-DAC Cables (100GBASE-CR4 QSFP28)*

Vendor	Model	Cable length (m)	Arista Networks							
			7050CX3-32S	7050SX3-48C8	7050SX3-48YC8	7050SX3-48YC12	7050SX3-96YC8	7050TX3-48C8	7260CX3-64	7260CX3-64E
Arista Networks	CAB-Q-Q-100G-0.5M	0.5	Y	Y	Y	Y	Y	Y	Y ¹	Y ¹
Arista Networks	CAB-Q-Q-100G-1M	1	Y	Y	Y	Y	Y	Y	Y ¹	Y ¹
Arista Networks	CAB-Q-Q-100G-2M	2	Y	Y	Y	Y	Y	Y	Y ¹	Y ¹
Arista Networks	CAB-Q-Q-100G-3M	3	Y	Y	Y	Y	Y	Y	Y ¹	Y ¹
	CAB-Q-Q-100G-5M	5	Y	Y	Y	Y	Y	Y	Y ¹	Y ¹

Auto-neg and FEC default settings may differ between connected ports. Check to ensure that settings are the same for proper interoperability.



Note: * : By default all 100G-DACs have auto-negotiation and forward-error-correction (FEC) enabled.

4.27 100G-DR Transceivers (100GBASE-DR QSFP28 1310nm, LC connector)*

Vendor	Model	Max SIM Fiber Distance (m)	Arista Networks							
			7050CX3-32S	7050SX3-48C8	7050SX3-48YC8	7050SX3-48YC12	7050SX3-96YC8	7050TX3-48C8	7260CX3-64	7260CX3-64E
Arista Networks	QSFP-100G-DR ¹¹	500	Y	Y	Y	Y	Y	Y	Y ¹²	Y



Note: * : By default all 100G-DR optics have Forward-Error-Correction (FEC) disabled.



Note: * : 100G-DR optics are not capable of 4X10-GbE or 4X25-GbE ports in breakout mode.



Note: ¹¹: Support Digital Optical Monitoring (DOM): Temperature, voltage, and optical levels.



Note: ¹²: Ports supported: 13, 15, 17, 19, 46, 48, 50, 52.

4.28 100G-ER Transceivers (100GBASE-ER4 QSFP28 1310nm, LC connector)*

Vendor	Model	Max SIM Fiber Distance (km)	Arista Networks							
			7050CX3-32S	7050SX3-48C8	7050SX3-48YC8	7050SX3-48YC12	7050SX3-96YC8	7050TX3-48C8	7260CX3-64	7260CX3-64E
Arista Networks	QSFP-100G-ERL4 ¹¹	40	Y	Y	Y	Y	Y	Y	Y ¹²	Y



Note: * : By default all 100G-ER4 optics have Forward-Error-Correction (FEC) enabled.



Note: * : 100G-ER4 optics are not capable of 4X10-GbE or 4X25-GbE ports in breakout mode.



Note: ¹¹: Support Digital Optical Monitoring (DOM): Temperature, voltage, and optical levels.



Note: ¹²: Ports supported: 13, 15, 17, 19, 46, 48, 50, 52.

4.29 100G-LR Transceivers (100GBASE-LR4 QSFP28 1310nm, LC connector)*

Vendor	Model	Max SM Fiber Distance (km)	Arista Networks							
			7050CX3-32S	7050SX3-48C8	7050SX3-48YC8	7050SX3-48YC12	7050SX3-96YC8	7050TX3-48C8	7260CX3-64	7260CX3-64E
Arista Networks	QSFP-100G-LR4 ¹¹	10	Y	Y	Y	Y	Y	Y	Y ¹²	Y
Arista Networks	QSFP-100G-LRL4 ¹¹	2	Y	Y	Y	Y	Y	Y	Y ¹²	Y



Note: * : By default all 100G-LR4 optics have Forward-Error-Correction (FEC) enabled.



Note: * : 100G-LR4 optics are not capable of 4X10-GbE or 4X25-GbE ports in breakout mode.



Note: ¹¹: Support Digital Optical Monitoring (DOM): Temperature, voltage, and optical levels.



Note: ¹²: Ports supported: 13, 15, 17, 19, 46, 48, 50, 52.

4.30 100G-PSM4 Transceivers (100GBASE-PSM QSFP+ 1310nm, MPO connector)*

Vendor	Model	Max SM Fiber Distance (m)	Arista Networks							
			7050CX3-32S	7050SX3-48C8	7050SX3-48YC8	7050SX3-48YC12	7050SX3-96YC8	7050TX3-48C8	7260CX3-64	7260CX3-64E
Arista Networks	QSFP-100G-PSM4 ¹¹	500	Y	Y	Y	Y	Y	Y	Y	Y



Note: * : 100G-PSM4 optics are capable of 4X25-GbE ports in breakout mode when attaching single mode MTP to 4XLC breakout fiber cable.



Note: ¹¹: Support Digital Optical Monitoring (DOM): Temperature, voltage, and optical levels.

4.31 100G-SR Transceivers (100GBASE-SR4 QSFP28 850nm, MPO connector)*

Vendor	Model	Max SM Fiber Distance (km)	Arista Networks							
			7050CX3-32S	7050X3-48C8	7050X3-48YC8	7050X3-48YC12	7050X3-96YC8	7050T3-48C8	7260CX3-64	7260CX3-64E
Arista Networks	QSFP-100G-SR4 ¹¹	70	Y	Y	Y	Y	Y	Y	Y	Y
Arista Networks	QSFP-100G-XSR4 ¹¹	150	Y	Y	Y	Y	Y	Y	Y	Y



Note: * : By default all 100G-SR4 and XSR4 optics have Forward-Error-Correction (FEC) enabled.



Note: * : 100G-SR4 optics are capable of 4X10-GbE ports in breakout mode when attaching MTP to 4XLC breakout fiber cable.



Note: * : When 100G-SR4 and 100G-XSR4 in 4X25-GbE breakout mode, each 25-GbE port have Forward-Error-Correction (FEC) set to disabled.



Note: ¹¹: Support Digital Optical Monitoring (DOM): Temperature, voltage, and optical levels.

4.32 100G-SWDM4 Transceivers (100GBASE-SWDM QSFP+ 850nm, LC connector)*

Vendor	Model	Max OM3 MM Fiber Distance (m)	Max OM4 MM Fiber Distance (m)	Arista Networks							
				7050CX3-32S	7050X3-48C8	7050X3-48YC8	7050X3-48YC12	7050X3-96YC8	7050T3-48C8	7260CX3-64	7260CX3-64E
Arista Networks	QSFP-100G-SWDM ¹¹	70	100	Y	Y	Y	Y	Y	Y	Y	



Note: * : By default all 100G-SWDM optics have Forward-Error-Correction (FEC) enabled.



Note: * : 100G-SWDM optics are not capable of 4X10-GbE ports in breakout mode.



Note: ¹¹: Support Digital Optical Monitoring (DOM): Temperature, voltage, and optical levels.

4.33 100G-4X25G Breakout DAC Cables (1X QSFP28, 4X SFP+)*

Vendor	Model	Cable length (m)	Arista Networks							
			7050CX3-32S	7050SX3-48C8	7050SX3-48YC8	7050SX3-48YC12	7050SX3-96YC8	7050TX3-48C8	7200CX3-94	7200CX3-94E
Arista Networks	CAB-Q-4S-100G-1M	1	Y ¹	Y	Y	Y	Y	Y	Y	Y
Arista Networks	CAB-Q-4S-100G-2M	2	Y ¹	Y	Y	Y	Y	Y	Y	Y
Arista Networks	CAB-Q-4S-100G-3M	3	Y ¹	Y	Y	Y	Y	Y	Y	Y
Arista Networks	CAB-Q-4S-100G-5M	5	Y ¹	Y	Y	Y	Y	Y	Y	Y



Note: *: By default on 4X25-GbE breakout DAC Cable, each 25G-GbE port have auto-negotiation and Forward-Error-Correction (FEC) set to disabled.



Note: ¹: QSFP28 end only.